

BOEING 234ER
EXTENDED RANGE



**INCREASED CAPABILITIES:
EXTRA RANGE/EXTRA CAPACITY/EXTRA PASSENGER COMFORT**

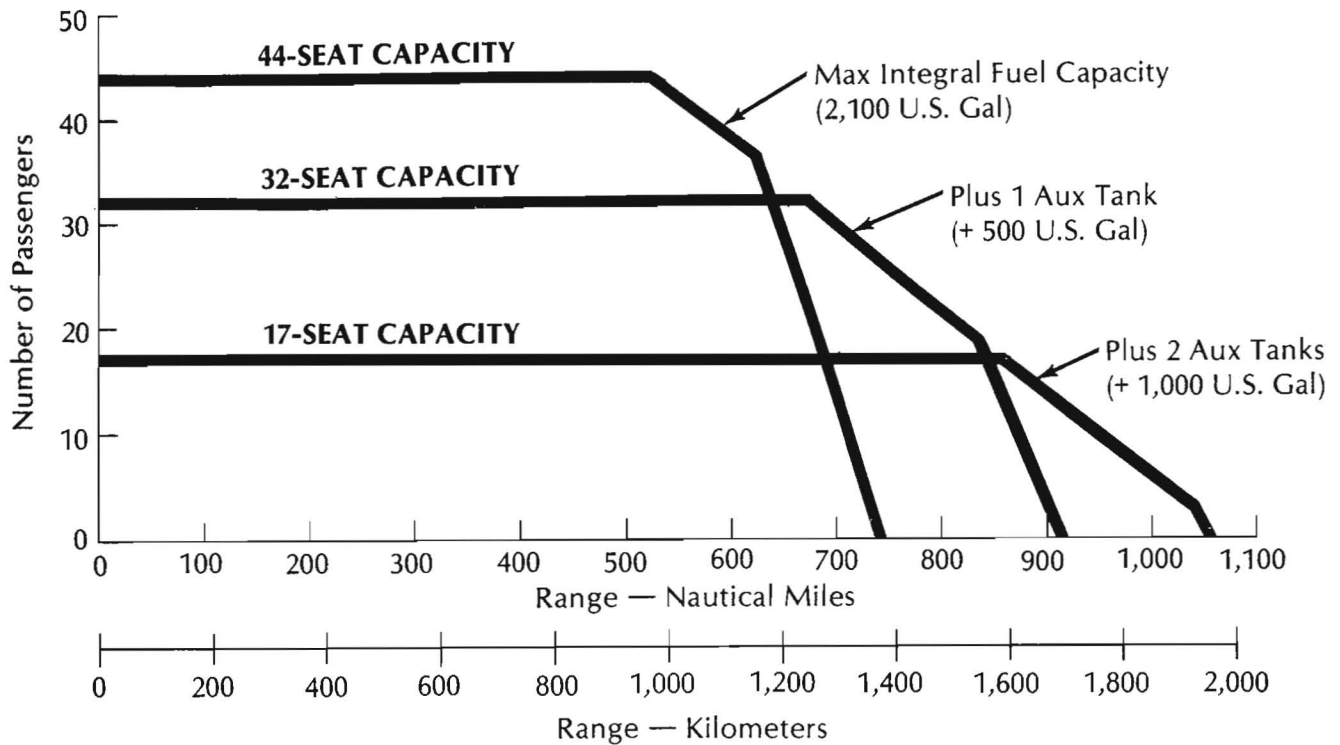
BOEING 234ER

EXTENDED RANGE

234 Standard and Extended Range IFR Equipped Versions

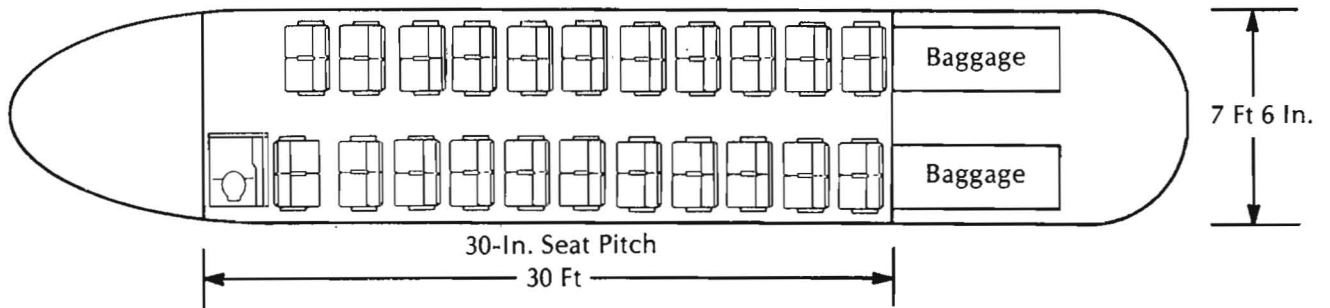
WEIGHTS	STANDARD 44 SEATS		EXTENDED RANGE WITH 1 AUX TANK 32 SEATS		EXTENDED RANGE WITH 2 AUX TANKS 17 SEATS	
	LB	KG	LB	KG	LB	KG
GROSS WEIGHT	48,500	22,000	48,500	22,000	48,500	22,000
OPERATING WEIGHT EMPTY	27,100	12,292	27,225	12,349	27,350	12,406
USEFUL LOAD (PAYLOAD AND FUEL)	21,400	9,708	21,275	9,651	21,150	9,594

Payload/Range — Cruise at Optimum Altitude
45 Min Cruise Reserve

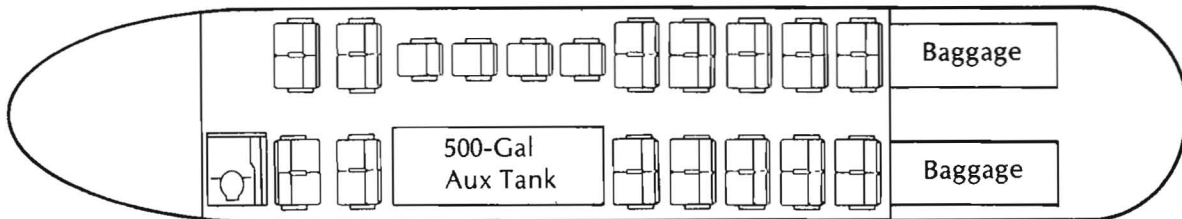


Cabin/Auxiliary Tank Arrangements

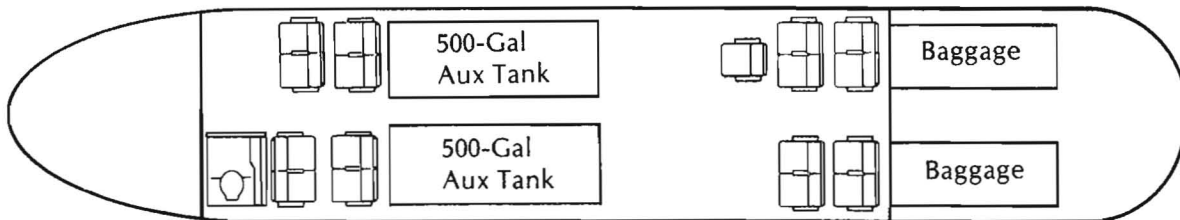
Standard Configuration — 44 Seats



Extended Range 1 Auxiliary Tank — 32 seats



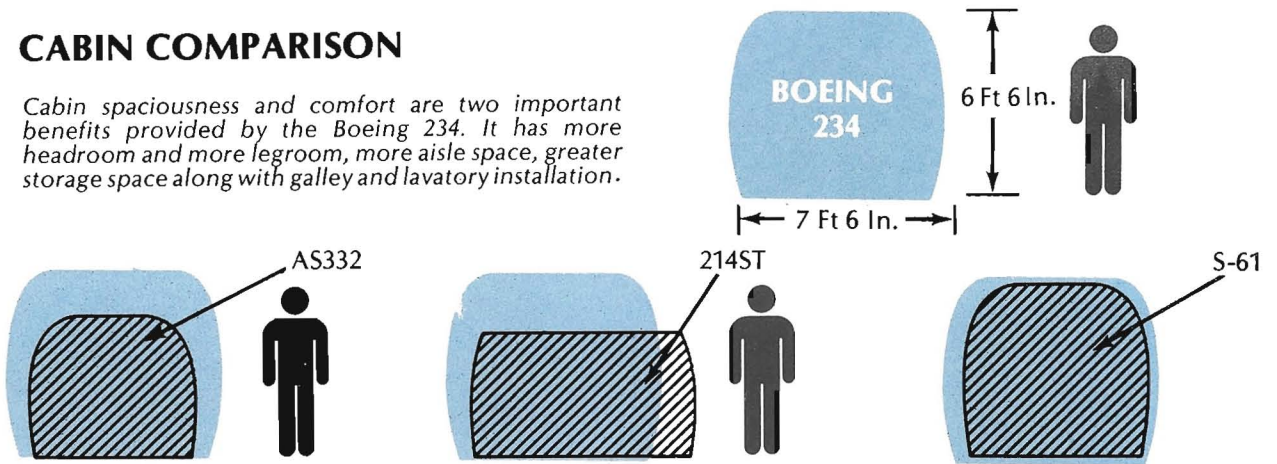
Extended Range 2 Auxiliary Tanks — 17 Seats



234 INTERIOR

CABIN COMPARISON

Cabin spaciousness and comfort are two important benefits provided by the Boeing 234. It has more headroom and more legroom, more aisle space, greater storage space along with galley and lavatory installation.



BOEING VERTOL COMPANY

P. O. BOX 16858
PHILADELPHIA, PENNSYLVANIA 19142

FOR FURTHER INFORMATION, CALL (215) 522-3751 OR TELEX 845-205